


Cotopaxi Consolidated Schools

Fremont RE-3

Cotopaxi Consolidated Schools
0345 County Road 12
PO Box 385
Cotopaxi, CO 81223
Phone: (719) 942-4131
Fax: (719) 942-4134
Website: www.cotopaxire3.org



Annual Accreditation Report
for school year
2007-08

**Cotopaxi
Consolidated
Schools**

Board of Education

Dan Ogden, Jr.
President

Charlie Green
Vice President

Dawn Moody
Secretary

Cindy Milon
Treasurer

Glen Leatherbery
Member

Geoff Gerk
Superintendent



Annual Report

Every year we provide this Annual Accreditation Report to the community. In it you will find information about your school district and the job we are doing in regards to the education of our students. Our goals and accomplishments, taxpayer information, accreditation, safety, No Child Left Behind statistics, and much more are found in these pages.

I invite community members to visit our schools and get to know the staff and students. If you have a talent or career that you would like to share with students, please consider doing so. I know there are many who have wisdom and wealth of years and could contribute a lot to young people.

I encourage you to contact me with any questions or comments.

Geoff Gerk,
Superintendent

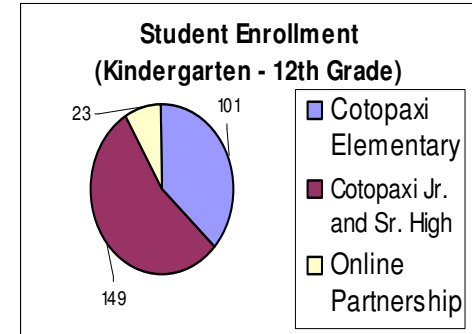


Demographics

Student Information (Based on October 1, 2007 Report)

| Ethnic Breakdown (K-12th grade) | |
|--|-------|
| White | 87.4% |
| Hispanic | 10.6% |
| Other (Asian, Black and American Indian) | 2% |

| Student Information | |
|--------------------------|-------|
| Number of Contact Days | 145 |
| Average Daily Attendance | 93.1% |
| Dropout Rate | 0% |
| Graduation Rate | 100% |



In the 2007-2008 School year, 12 Home-Based Education students were reported for Cotopaxi Schools.

| School Employment | |
|-------------------------------|-----|
| Teachers - FT Licensed | 21 |
| Teachers - PT Licensed | 2 |
| Instructional Assistants | 2.5 |
| Administrators | 3 |
| Counselor | 1 |
| Office Staff | 2.5 |
| Custodians | 4 |
| Transportation Staff | 6.5 |
| Cooks | 4 |
| Librarian | 1 |
| Nurse | .5 |
| Special Services: | |
| Psychologist: 2 days/week, | |
| Speech Therapist: 2 days/week | |

Staff Information

| Salaries | |
|------------------------------|----------|
| Average Teacher Salary | \$37,164 |
| Average Administrator Salary | \$64,711 |



| NCLB Teacher Data | |
|-----------------------------|------|
| % Highly Qualified Teachers | 100% |

Monitoring the Learning Environment

| | <i>Classroom Suspension</i> | <i>In-School Suspension</i> | <i>Out-of-School Suspension</i> | <i>Expulsion</i> | <i>Referred to Law Enforcement</i> | <i>Other</i> |
|------------------------------|-----------------------------|-----------------------------|---------------------------------|------------------|------------------------------------|--------------|
| <i>Cotopaxi Elementary</i> | 0 | 0 | 2 | 0 | 0 | 0 |
| <i>Cotopaxi Jr/Sr High</i> | 0 | 0 | 22 | 1 | 2 | 0 |
| <i>Home Sch. Partnership</i> | 0 | 0 | 0 | 0 | 0 | 0 |



Colorado Accreditation Status

The No Child Left Behind (NCLB) of 2001, requires the Colorado Department of Education (CDE) to make a determination of Adequate Yearly Progress (AYP) for every school district in the state. CDE calculates AYP for each district by measuring participation rates, math and reading performance, and graduation rate targets for the elementary, middle, and high school levels.

| | |
|---|-----------------------------------|
| <i>District Made AYP for 2008</i> | <i>NO</i> |
| <i>Number of Targets Required</i> | <i>29</i> |
| <i>Number of Targets Met</i> | <i>28</i> |
| <i>Percent of Targets Met</i> | <i>96.55%</i> |
| <i>District Program Improvement Status for Reading and Math</i> | <i>Not on Program Improvement</i> |

2007-2008

Accountability Committee



Dennis Batchelor
Cathy Emig
Kristi Kirkpatrick
Jan Kulick

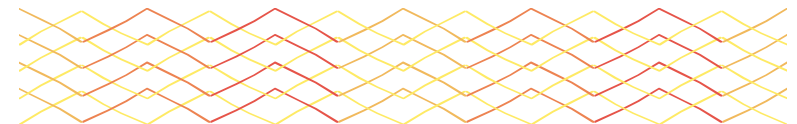
Chuck McKenna
Kay Maurer
Kristi Wilson

The Board of Education charged the Accountability Committee with the following directive:

- **Fiscal Stability** — Execute a survey comparing our district to other districts comparable in size in order to determine if we are properly staffed in all areas of district operations.

Response to the charge:

- The Accountability Committee formulated a survey and using a phone conference tabulated results from 20 districts.
- Copies of the survey results were made available to staff members and the Board of Education. Areas of immediate adjustment were office personnel. Areas of future adjustment will be determined as needed.





ACT Results

| | Average Composite | English | Math | Reading | Science |
|-------------------------|-------------------|---------|------|---------|---------|
| Cotopaxi Schools | | | | | |
| 2007 | 18.7 | 17.9 | 18.8 | 19.5 | 17.9 |
| 2008 | 18.4 | 16.9 | 18.7 | 18.5 | 18.7 |
| State Comparison | | | | | |
| 2007 | 19.8 | 18.9 | 19.8 | 20.1 | 19.8 |
| 2008 | 19.2 | 18.3 | 19.1 | 19.6 | 19.5 |

Cotopaxi High School does not offer Advanced Placement classes. However, many of our juniors and seniors enroll in dual credit courses offered through Pueblo Community College (PCC). Juniors and seniors had the opportunity to receive college credit for the following classes: Algebra II, Trigonometry, Chemistry, Anatomy and Physiology, and Psychology. College requirements and testing must be met before enrolling.

| | |
|--|-------|
| % of Juniors taking PCC courses | 22.7 |
| % of Seniors taking PCC courses | 0% |
| % of Juniors taking college level courses | 36.4% |
| % of Seniors taking college level courses | 40.1% |
| % of Seniors bound for military service | 0% |
| % of Seniors awarded scholarships | 50% |
| % of College bound Seniors - 4 Year Institutions | 53.8% |
| % of College bound Seniors - 2 Year Institutions | .08% |
| % of Seniors Vocational Bound | .08% |



Finance



Fremont RE-3 School District, and all its schools, are fully accredited by the Colorado Department of Education (CDE). The School District will accredit each of its schools during the 2007-08 school year.

TAXPAYER'S REPORT

General Fund Revenue

| | |
|------------------------|------------------|
| Local Property Tax | 1,144,728 |
| Specific Ownership Tax | 196,331 |
| Investment Earnings | 25,852 |
| Other Local Income | <u>25,143</u> |
| | 1,392,054 |
| State Equalization | 1,161,228 |
| Grants/other | 209,850 |
| Transportation | <u>81,150</u> |
| | 1,452,228 |
| Federal Income | <u>117,992</u> |
| TOTAL INCOME | 2,962,274 |

General Fund Expenditures

| | |
|------------------------------------|---------------------------|
| Salaries | 1,714,704 |
| Benefits | 360,001 |
| Purchased Services | 232,680 |
| Supplies and Materials | 311,770 |
| Capital Outlay/Other | <u>297,083</u> |
| TOTAL EXPENDITURES | <u>2,916,238</u> |
| Ending General Fund Balance | <u>\$1,090,633</u> |

Bond Funding Revenue \$111,424 Expenditures \$116,815
Ending Fund Balance \$134,260



Graduation Requirements

To be eligible for graduation from Cotopaxi High School, a student must satisfactorily complete a minimum of twenty-two (22) units of credit. Please note that two semesters are equal to one unit or credit.

The following minimum requirements must be met:

| Class of 2008 | Required Units of Credit |
|--|--------------------------|
| Language Arts | |
| English | 8 semesters |
| Speech | 1 semester |
| Mathematics | |
| Math | 6 semesters |
| Science | |
| Biology | 2 semesters |
| Physical Science | 2 semesters |
| Social Studies | |
| American History | 2 semesters |
| Civics | 2 semesters |
| World History | 2 semesters |
| Geography | 1 semester |
| Physical Education | |
| Phys. Ed. or Weight Training | 2 semesters |
| Business/Computer Technology | |
| Economics | 2 semesters |
| Computer Applications | 1 semester |
| <i>Other required credits will be satisfied through electives.</i> | |



"I never teach my pupils, I only attempt to provide the conditions in which they can learn."

Albert Einstein

Kudos to our District !!

Cotopaxi's PTC (Parent Teacher Committee) and Booster Club have participated and supported our district in many ways that benefited our students and staff. We are extremely grateful to both of these organizations.

Cotopaxi Schools continues to maintain an informational website at www.cotopaxire3.org

Cotopaxi Junior-Senior High School was declared a Bronze Medal winner from the US News and World Report for being one of America's 100 Best High Schools.

Cotopaxi High School Knowledge Bowl team qualified for and competed in the state Knowledge Bowl.

The Early Learning Center showed an increase in enrollment which gave us the opportunity to employ a director, a full-time and a part-time assistant.



School Improvement Goals



Increase or maintain CSAP scores at or above the state average compared to the 2007 results.



In 2006, the district scores above the state in 9 out of 23 tests. In 2007, the district scored above the state in 14 out of 27 tests. In 2008, the district scored above the state in 15 out of 27 tests.

Create a school-wide vision and staff committees to move forward in student success.



The district created a vision with committees focused around student success. The committees were Staff, Community, Achievement, Facilities, and Resources. Each committee was comprised of 7-8 certified and non-certified staff members. The committees met monthly on their own or during staff workdays. Updates were periodically presented to the staff.

Implement a pre and post writing assessment K-12.



Writing teachers gave a pre and post writing assessment to determine a years' growth in writing. Some teachers collaborated so that each piece of writing was graded by more than one teacher.

Develop non-CSAP area assessments in History, Geography, Economics, and Civics.



Non CSAP assessments were developed in History, Geography, Economics, and Civics.

Increase 6th - 10th grade reading and writing scores by increasing time and differentiation in literacy classes.



The high school literacy teachers and special education teacher planned and implemented a literacy program with mainstream, strategic, and intensive classes. These classes were flexible groups based on consistent progress monitoring. The teachers used scientifically based practices and assessments. The middle school students received a 2 hour literacy block during the 07-08 school year. An intervention teacher or instructional assistant was assigned to support students having the most difficulty. Because of these interventions, improvements in reading and writing at the following grade levels were shown:

| Grade | 6 th -07 | 7 th -08 | 7 th -07 | 8 th -08 | 8 th -07 | 9 th -08 | 9 th -07 | 10 th -08 |
|---------|---------------------|---------------------|---------------------|---------------------|---------------------|---------------------|---------------------|----------------------|
| Reading | 75% | 71% | 73% | 83% | 55% | 55% | 73% | 68% |
| Writing | 50% | 50% | 68% | 72% | 35% | 45% | 35% | 43% |

More Kudos to our District !!

The School and Community received a GOCO grant for the improvement of the community baseball field which was completed this spring.

Cotopaxi Schools were awarded the Colorado Reading First grant for an additional year due to increased reading scores, fidelity to the program, and compliance to CRF regulations. The grant will provide \$100,000 to the district.

Cotopaxi 3rd graders received 100% proficient and advanced on the CSAP reading test. The state average was 70%.

Extra curricular activities are an integral part of many students' lives. Statistics across the nation show students who engage in extra curricular activities have higher grade point averages, higher attendance rates, higher graduation rates, lower disciplinary referrals, and lower drop out rates. During the 2007-08 school year, 46% of Cotopaxi High School males and 54% of the females participated in at least one activity sponsored by the Colorado High School Activities Association. 64% of our high school students participated in at least one activity sponsored by CHSAA or the school district.

Activities include Band, Baseball, Boys' and Girls' Basketball, Chorus, Dance Team, Drama, Football, Future Teachers of America, Knowledge Bowl, National Honor Society, Newspaper, Student Council, Boys' and Girls' Track, Volleyball, and Yearbook.

Cotopaxi Junior-Senior High School was recognized at the Colorado Department of Education Reading Summit for exceptional service toward student achievement.



CSAP Historic and Trend Data

Percentage of Students shown
for each proficiency level



NOTE: 100% of students enrolled (Grades 3-10) were administered CSAP.

Cotopaxi Consolidated Schools - 2007-2008 CSAP Comparison

3rd Grade

| 2008 | | | | | | | | 2007 | | | | | | |
|---------|----|---|----|----|----|-----|-------|------|---|----|----|---|-----|-------|
| | NS | U | PP | P | A | P/A | State | NS | U | PP | P | A | P/A | State |
| Reading | 0 | 0 | 0 | 80 | 20 | 100 | 70 | 0 | 7 | 21 | 71 | 0 | 71 | 71 |
| Writing | 0 | 0 | 71 | 21 | 7 | 29 | 50 | 0 | 0 | 54 | 46 | 0 | 46 | 54 |
| Math | 0 | 0 | 36 | 50 | 14 | 64 | 70 | 0 | 8 | 23 | 62 | 8 | 69 | 68 |

4th Grade

| 2008 | | | | | | | | 2007 | | | | | | |
|---------|----|---|----|----|----|-----|-------|------|---|----|----|----|-----|-------|
| | NS | U | PP | P | A | P/A | State | NS | U | PP | P | A | P/A | State |
| Reading | 0 | 0 | 30 | 70 | 0 | 70 | 66 | 0 | 0 | 29 | 71 | 0 | 71 | 64 |
| Writing | 0 | 0 | 60 | 40 | 0 | 40 | 52 | 0 | 6 | 41 | 53 | 0 | 53 | 49 |
| Math | 0 | 0 | 50 | 40 | 10 | 50 | 68 | 0 | 0 | 29 | 41 | 29 | 71 | 71 |

5th Grade

| 2008 | | | | | | | | 2007 | | | | | | |
|---------|----|---|----|----|----|-----|-------|------|----|----|----|----|-----|-------|
| | NS | U | PP | P | A | P/A | State | NS | U | PP | P | A | P/A | State |
| Reading | 0 | 0 | 15 | 85 | 0 | 85 | 70 | 0 | 7 | 7 | 80 | 7 | 87 | 69 |
| Writing | 0 | 0 | 46 | 38 | 15 | 54 | 59 | 0 | 0 | 40 | 47 | 13 | 60 | 57 |
| Math | 0 | 0 | 31 | 38 | 31 | 69 | 65 | 0 | 0 | 13 | 40 | 47 | 87 | 65 |
| Science | 0 | 8 | 46 | 46 | 0 | 46 | 44 | 0 | 13 | 27 | 47 | 13 | 60 | 42 |

6th Grade

| 2008 | | | | | | | | 2007 | | | | | | |
|---------|----|----|----|----|----|-----|-------|------|----|----|----|----|-----|-------|
| | NS | U | PP | P | A | P/A | State | NS | U | PP | P | A | P/A | State |
| Reading | 0 | 12 | 6 | 65 | 18 | 82 | 71 | 0 | 0 | 28 | 61 | 11 | 72 | 70 |
| Writing | 0 | 6 | 29 | 59 | 6 | 65 | 60 | 0 | 0 | 50 | 44 | 6 | 50 | 60 |
| Math | 0 | 6 | 24 | 47 | 24 | 71 | 61 | 0 | 11 | 28 | 39 | 22 | 61 | 60 |

Cotopaxi Consolidated Schools - 2007-2008 CSAP Comparison

7th Grade

| 2008 | | | | | | | | 2007 | | | | | | |
|----------------|----|----|----|----|---|-----|-------|------|----|----|----|----|-----|-------|
| | NS | U | PP | P | A | P/A | State | NS | U | PP | P | A | P/A | State |
| Reading | 0 | 0 | 31 | 69 | 0 | 69 | 65 | 0 | 4 | 25 | 54 | 17 | 71 | 65 |
| Writing | 0 | 0 | 50 | 44 | 6 | 50 | 58 | 0 | 0 | 33 | 58 | 8 | 67 | 60 |
| Math | 0 | 13 | 44 | 44 | 0 | 44 | 46 | 0 | 13 | 25 | 42 | 21 | 63 | 50 |

8th Grade

| 2008 | | | | | | | | 2007 | | | | | | |
|----------------|----|----|----|----|----|-----|-------|------|----|----|----|---|-----|-------|
| | NS | U | PP | P | A | P/A | State | NS | U | PP | P | A | P/A | State |
| Reading | 0 | 5 | 14 | 67 | 14 | 81 | 67 | 0 | 16 | 28 | 56 | 0 | 56 | 63 |
| Writing | 0 | 5 | 33 | 38 | 24 | 62 | 53 | 0 | 8 | 52 | 40 | 0 | 40 | 51 |
| Math | 0 | 24 | 14 | 38 | 24 | 62 | 47 | 0 | 28 | 56 | 16 | 0 | 16 | 46 |
| Science | 0 | 33 | 24 | 43 | 0 | 43 | 46 | 0 | 24 | 44 | 32 | 0 | 32 | 52 |

9th Grade

| 2008 | | | | | | | | 2007 | | | | | | |
|----------------|----|----|----|----|---|-----|-------|------|----|----|----|---|-----|-------|
| | NS | U | PP | P | A | P/A | State | NS | U | PP | P | A | P/A | State |
| Reading | 0 | 13 | 35 | 52 | 0 | 52 | 66 | 3 | 12 | 15 | 71 | 0 | 71 | 66 |
| Writing | 0 | 4 | 57 | 39 | 0 | 39 | 49 | 6 | 9 | 56 | 29 | 0 | 29 | 49 |
| Math | 0 | 43 | 26 | 26 | 4 | 30 | 38 | 3 | 47 | 35 | 15 | 0 | 15 | 35 |

10th Grade

| 2008 | | | | | | | | 2007 | | | | | | |
|----------------|----|----|----|----|---|-----|-------|------|----|----|----|---|-----|-------|
| | NS | U | PP | P | A | P/A | State | NS | U | PP | P | A | P/A | State |
| Reading | 0 | 4 | 29 | 64 | 4 | 68 | 66 | 0 | 14 | 36 | 46 | 4 | 50 | 69 |
| Writing | 0 | 11 | 46 | 43 | 0 | 43 | 47 | 0 | 11 | 57 | 32 | 0 | 32 | 51 |
| Math | 0 | 50 | 36 | 14 | 0 | 14 | 30 | 0 | 43 | 39 | 14 | 4 | 18 | 30 |
| Science | 0 | 25 | 32 | 43 | 0 | 43 | 47 | 4 | 25 | 25 | 46 | 0 | 46 | 48 |

Cotopaxi Consolidated Schools - Gender Breakdown for CSAP 2008

3rd Grade

| 2008 Male | | | | | | | | 2008 Female | | | | | | |
|----------------|----|---|----|----|----|-----|-------|-------------|---|-----|-----|---|-----|-------|
| | NS | U | PP | P | A | P/A | State | NS | U | PP | P | A | P/A | State |
| Reading | 0 | 0 | 0 | 75 | 25 | 100 | 67 | 0 | 0 | 0 | 100 | 0 | 100 | 73 |
| Writing | 0 | 0 | 64 | 27 | 9 | 36 | 44 | 0 | 0 | 100 | 0 | 0 | 0 | 56 |
| Math | 0 | 0 | 27 | 55 | 18 | 73 | 70 | 0 | 0 | 67 | 33 | 0 | 33 | 69 |

4th Grade

| 2008 Male | | | | | | | | 2008 Female | | | | | | |
|----------------|----|---|----|-----|----|-----|-------|-------------|---|----|----|---|-----|-------|
| | NS | U | PP | P | A | P/A | State | NS | U | PP | P | A | P/A | State |
| Reading | 0 | 0 | 0 | 100 | 0 | 100 | 63 | 0 | 0 | 50 | 50 | 0 | 50 | 69 |
| Writing | 0 | 0 | 50 | 50 | 0 | 50 | 45 | 0 | 0 | 67 | 33 | 0 | 33 | 58 |
| Math | 0 | 0 | 25 | 50 | 25 | 75 | 69 | 0 | 0 | 67 | 33 | 0 | 33 | 68 |

5th Grade

| 2008 Male | | | | | | | | 2008 Female | | | | | | |
|----------------|----|---|----|----|----|-----|-------|-------------|----|----|----|----|-----|-------|
| | NS | U | PP | P | A | P/A | State | NS | U | PP | P | A | P/A | State |
| Reading | 0 | 0 | 17 | 83 | 0 | 83 | 67 | 0 | 0 | 14 | 86 | 0 | 86 | 73 |
| Writing | 0 | 0 | 33 | 50 | 17 | 67 | 54 | 0 | 0 | 57 | 29 | 14 | 43 | 65 |
| Math | 0 | 0 | 33 | 17 | 50 | 67 | 66 | 0 | 0 | 29 | 57 | 14 | 71 | 65 |
| Science | 0 | 0 | 33 | 67 | 0 | 67 | 46 | 0 | 14 | 57 | 29 | 0 | 29 | 41 |

6th Grade

| 2008 Male | | | | | | | | 2008 Female | | | | | | |
|----------------|----|----|----|----|----|-----|-------|-------------|---|----|----|----|-----|-------|
| | NS | U | PP | P | A | P/A | State | NS | U | PP | P | A | P/A | State |
| Reading | 0 | 17 | 8 | 58 | 17 | 75 | 67 | 0 | 0 | 0 | 80 | 20 | 100 | 75 |
| Writing | 0 | 8 | 33 | 58 | 0 | 58 | 53 | 0 | 0 | 20 | 60 | 20 | 80 | 67 |
| Math | 0 | 8 | 25 | 42 | 25 | 67 | 61 | 0 | 0 | 20 | 60 | 20 | 80 | 61 |

Cotopaxi Consolidated Schools - Gender Breakdown for CSAP 2008

7th Grade

| 2008 Male | | | | | | | | 2008 Female | | | | | | |
|-----------|----|----|----|----|---|-----|-------|-------------|----|----|----|----|-----|-------|
| | NS | U | PP | P | A | P/A | State | NS | U | PP | P | A | P/A | State |
| Reading | 0 | 0 | 50 | 50 | 0 | 50 | 60 | 0 | 0 | 20 | 80 | 0 | 80 | 71 |
| Writing | 0 | 0 | 50 | 50 | 0 | 50 | 49 | 0 | 0 | 50 | 40 | 10 | 50 | 67 |
| Math | 0 | 17 | 33 | 50 | 0 | 50 | 47 | 0 | 10 | 50 | 40 | 0 | 40 | 46 |

8th Grade

| 2008 Male | | | | | | | | 2008 Female | | | | | | |
|-----------|----|----|----|----|----|-----|-------|-------------|----|----|----|----|-----|-------|
| | NS | U | PP | P | A | P/A | State | NS | U | PP | P | A | P/A | State |
| Reading | 0 | 13 | 25 | 50 | 13 | 63 | 62 | 0 | 0 | 8 | 77 | 15 | 92 | 72 |
| Writing | 0 | 13 | 25 | 63 | 0 | 63 | 44 | 0 | 0 | 38 | 23 | 38 | 62 | 62 |
| Math | 0 | 38 | 0 | 38 | 25 | 63 | 48 | 0 | 15 | 23 | 38 | 23 | 62 | 46 |
| Science | 0 | 38 | 0 | 63 | 0 | 63 | 49 | 0 | 31 | 38 | 31 | 0 | 31 | 44 |

9th Grade

| 2008 Male | | | | | | | | 2008 Female | | | | | | |
|-----------|----|----|----|----|---|-----|-------|-------------|----|----|----|---|-----|-------|
| | NS | U | PP | P | A | P/A | State | NS | U | PP | P | A | P/A | State |
| Reading | 0 | 18 | 45 | 36 | 0 | 36 | 61 | 0 | 8 | 25 | 67 | 0 | 67 | 71 |
| Writing | 0 | 0 | 73 | 27 | 0 | 27 | 41 | 0 | 8 | 42 | 50 | 0 | 50 | 57 |
| Math | 0 | 45 | 18 | 27 | 9 | 36 | 39 | 0 | 42 | 33 | 25 | 0 | 25 | 36 |

10th Grade

| 2008 Male | | | | | | | | 2008 Female | | | | | | |
|-----------|----|----|----|----|---|-----|-------|-------------|----|----|----|---|-----|-------|
| | NS | U | PP | P | A | P/A | State | NS | U | PP | P | A | P/A | State |
| Reading | 0 | 8 | 25 | 67 | 0 | 67 | 60 | 0 | 0 | 31 | 63 | 6 | 69 | 73 |
| Writing | 0 | 17 | 42 | 42 | 0 | 42 | 39 | 0 | 6 | 50 | 44 | 0 | 44 | 55 |
| Math | 0 | 33 | 42 | 25 | 0 | 25 | 32 | 0 | 63 | 31 | 6 | 0 | 6 | 29 |
| Science | 0 | 17 | 25 | 58 | 0 | 58 | 49 | 0 | 31 | 38 | 31 | 0 | 31 | 45 |

Cotopaxi Consolidated Schools - Gender Breakdown for CSAP 2007

3rd Grade

| 2007 Male | | | | | | | | 2007 Female | | | | | | |
|----------------|----|----|----|----|----|-----|-------|-------------|----|----|----|---|-----|-------|
| | NS | U | PP | P | A | P/A | State | NS | U | PP | P | A | P/A | State |
| Reading | 0 | 0 | 33 | 67 | 0 | 67 | 69 | 0 | 13 | 13 | 75 | 0 | 75 | 74 |
| Writing | 0 | 0 | 67 | 33 | 0 | 33 | 48 | 0 | 0 | 43 | 57 | 0 | 57 | 61 |
| Math | 0 | 17 | 0 | 67 | 17 | 83 | 68 | 0 | 0 | 43 | 57 | 0 | 57 | 68 |

4th Grade

| 2007 Male | | | | | | | | 2007 Female | | | | | | |
|----------------|----|----|----|----|----|-----|-------|-------------|---|----|----|----|-----|-------|
| | NS | U | PP | P | A | P/A | State | NS | U | PP | P | A | P/A | State |
| Reading | 0 | 0 | 50 | 50 | 0 | 50 | 61 | 0 | 0 | 11 | 89 | 0 | 89 | 68 |
| Writing | 0 | 13 | 50 | 38 | 0 | 38 | 43 | 0 | 0 | 33 | 67 | 0 | 67 | 55 |
| Math | 0 | 0 | 38 | 13 | 50 | 63 | 71 | 0 | 0 | 22 | 67 | 11 | 78 | 70 |

5th Grade

| 2007 Male | | | | | | | | 2007 Female | | | | | | |
|----------------|----|----|----|----|----|-----|-------|-------------|---|----|----|----|-----|-------|
| | NS | U | PP | P | A | P/A | State | NS | U | PP | P | A | P/A | State |
| Reading | 0 | 10 | 10 | 80 | 0 | 80 | 65 | 0 | 0 | 0 | 80 | 20 | 100 | 72 |
| Writing | 0 | 0 | 60 | 40 | 0 | 40 | 49 | 0 | 0 | 0 | 60 | 40 | 100 | 65 |
| Math | 0 | 0 | 20 | 40 | 40 | 80 | 65 | 0 | 0 | 0 | 40 | 60 | 100 | 65 |
| Science | 0 | 20 | 20 | 50 | 10 | 60 | 44 | 0 | 0 | 40 | 40 | 20 | 60 | 40 |

6th Grade

| 2007 Male | | | | | | | | 2007 Female | | | | | | |
|----------------|----|---|----|----|----|-----|-------|-------------|----|----|----|----|-----|-------|
| | NS | U | PP | P | A | P/A | State | NS | U | PP | P | A | P/A | State |
| Reading | 0 | 0 | 29 | 43 | 29 | 71 | 67 | 0 | 0 | 27 | 73 | 0 | 73 | 73 |
| Writing | 0 | 0 | 43 | 43 | 14 | 57 | 53 | 0 | 0 | 55 | 45 | 0 | 45 | 68 |
| Math | 0 | 0 | 29 | 43 | 29 | 71 | 61 | 0 | 18 | 27 | 36 | 18 | 55 | 60 |

Cotopaxi Consolidated Schools - Gender Breakdown for CSAP 2007

7th Grade

| 2007 Male | | | | | | | | 2007 Female | | | | | | |
|----------------|----|----|----|----|----|-----|-------|-------------|----|----|----|----|-----|-------|
| | NS | U | PP | P | A | P/A | State | NS | U | PP | P | A | P/A | State |
| Reading | 0 | 13 | 13 | 50 | 25 | 75 | 62 | 0 | 0 | 31 | 56 | 13 | 69 | 69 |
| Writing | 0 | 0 | 38 | 50 | 13 | 63 | 52 | 0 | 0 | 31 | 63 | 6 | 69 | 69 |
| Math | 0 | 13 | 25 | 25 | 38 | 63 | 51 | 0 | 13 | 25 | 50 | 13 | 63 | 50 |

8th Grade

| 2007 Male | | | | | | | | 2007 Female | | | | | | |
|----------------|----|----|----|----|---|-----|-------|-------------|----|----|----|---|-----|-------|
| | NS | U | PP | P | A | P/A | State | NS | U | PP | P | A | P/A | State |
| Reading | 0 | 15 | 38 | 46 | 0 | 46 | 59 | 0 | 17 | 17 | 67 | 0 | 67 | 67 |
| Writing | 0 | 8 | 69 | 23 | 0 | 23 | 43 | 0 | 8 | 33 | 58 | 0 | 58 | 59 |
| Math | 0 | 38 | 38 | 23 | 0 | 23 | 46 | 0 | 17 | 75 | 8 | 0 | 8 | 45 |
| Science | 0 | 31 | 31 | 38 | 0 | 38 | 53 | 0 | 17 | 58 | 25 | 0 | 25 | 51 |

9th Grade

| 2007 Male | | | | | | | | 2007 Female | | | | | | |
|----------------|----|----|----|----|---|-----|-------|-------------|----|----|----|---|-----|-------|
| | NS | U | PP | P | A | P/A | State | NS | U | PP | P | A | P/A | State |
| Reading | 7 | 21 | 14 | 57 | 0 | 57 | 62 | 0 | 5 | 15 | 80 | 0 | 80 | 71 |
| Writing | 14 | 21 | 50 | 14 | 0 | 14 | 41 | 0 | 0 | 60 | 40 | 0 | 40 | 58 |
| Math | 7 | 36 | 43 | 14 | 0 | 14 | 36 | 0 | 55 | 30 | 15 | 0 | 15 | 34 |

10th Grade

| 2007 Male | | | | | | | | 2007 Female | | | | | | |
|----------------|----|----|----|----|---|-----|-------|-------------|----|----|----|---|-----|-------|
| | NS | U | PP | P | A | P/A | State | NS | U | PP | P | A | P/A | State |
| Reading | 7 | 21 | 14 | 57 | 0 | 57 | 62 | 0 | 0 | 63 | 38 | 0 | 38 | 76 |
| Writing | 0 | 15 | 50 | 35 | 0 | 35 | 42 | 0 | 0 | 75 | 25 | 0 | 25 | 59 |
| Math | 0 | 50 | 35 | 10 | 5 | 15 | 32 | 0 | 25 | 50 | 25 | 0 | 25 | 28 |
| Science | 5 | 20 | 25 | 50 | 0 | 50 | 51 | 0 | 38 | 25 | 38 | 0 | 38 | 45 |